

Fishing Knots, Rigs and Tips

..... for the fishing angler



- [Home](#)
- [Fishing Reports](#)
- [Weather Forecasts](#)
- [Fishing News](#)
- [Tides & Reefs](#)
- [Charts & Maps](#)
- [Photos & Tales](#)
- [Equipment](#)
- [Feature Articles](#)
- [Fish ID](#)
- [Knots, Rigs, & Tips](#)
- [Seafood Recipes](#)
- [FL Rules & Regs](#)
- [Charter Captains](#)
- [Product Evaluation](#)
- [Shopping Mall](#)
- [Waterway Artworks](#)
- [Boat, Bait, & Tackle](#)
- [Boating](#)
- [Fishing Resorts](#)
- [Fishing Chat Room](#)
- [Classifieds](#)
- [Travel Deals](#)
- [Tournaments](#)
- [Associations](#)
- [Information](#)
- [Site Map](#)

Knots For Joining Line To

Tackle


- [Snell Knot -](#)
(putting hook on a line)
- [Clinch Knot -](#) (tying
line to tackle)
- [Improved Clinch
Knot -](#) (variation)
- [Palomar Knot](#)
- [Jansik Special Knot](#)
- [Trilene Knot](#)
- [Offshore Swivel Knot](#)
- [Improved Blood Knot](#)
- (joining 2 lines)

The Uni Knot System

- [Tying To Terminal
Tackle](#)
- [Joining Two Lines](#)
- [Joining Leader to
Line](#)
- [Shock Leader to
Line](#)
- [Double Line Shock
Leader](#)

Fishing Tackle and Boating Tips on...

- [Tying The Bowline](#)
- [Setting The Drag On
Your Rod](#)
- [Protecting Your Line](#)
- [Be Sure Your Reel Is
Working Smoothly](#)
- [Putting Line On The
Reel](#)
- [Care For Rod Guides](#)
- [Fishing Line Tips](#)
- [Other Tackle Tips](#)



Buy yours today here for only \$16.95.

Complete Book of Baits, Rigs & Tackle.

By Vic Dunaway
Published By Florida Sportsman

**Features: Over 100 Knots and Rigs
illustrated step-by-step.**

This one book provides all the important
angling know-how you'll ever need to fish
fresh water or salt water, big game or bass,
spinning or baitcasting, flyrod or canepole,
boat or shore.....

New Edition. A Best Seller. 256 Pages
Full-color Illustrations



Sport Fish of The Gulf of Mexico

This Full color 264-page book from long-time fishing legend and Florida Sportsman Magazine Sr. Editor Vic Dunaway features his 50-plus years of fishing knowledge. Each of the 194 species is illustrated with original full-color artwork The handy 8.5" x 5.5" soft-cover identification book tells what Is This fish? Is It Good to Eat? Is It a Record?

Answers to these common questions, plus many others are answered in this book. Common and Scientific Names, Distinguishing features, Food Values, Average and Record Sizes, Range throughout Florida, Main Habitats, Game Qualities, and Best Fishing Methods all geared toward species of sport fish found in the Gulf of Mexico area.

[Buy your copy here for only \\$16.95](#)



Sport Fish of Florida

This Full color 256-

page book features each of the 231 species illustrated with original full-color artwork.

What Is This fish? Is It Good to Eat? Is It a Record? Plus, Common and Scientific Names, Distinguishing features, Food Values, Average and Record Sizes, Range throughout Florida, Main Habitats, Game Qualities and Best Fishing Methods.

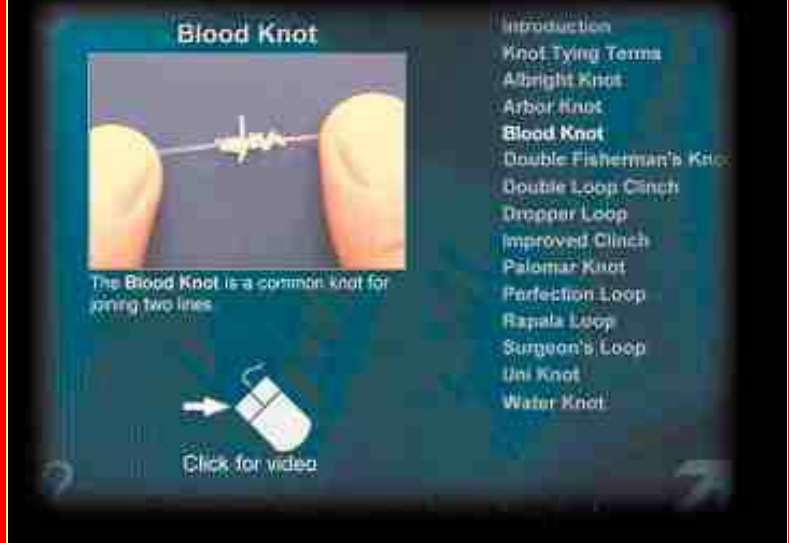
By Vic Dunaway, Published By Florida Sportsman

[Buy your copy here for only \\$16.95](#)

Knot Tying: Fishing Knots

Learn or review the most common fishing knots with this interactive video reference. High quality video shows every step clearly.

- Starts automatically
- No installation
- Video instruction by an expert
- Extremely easy to use
- Learn each knot easily, guaranteed



Knot Tying: Fishing Knots

You can learn how to tie the most important and common knots used in fishing, using this interactive CD video instruction. You can learn quickly and easily in front of your PC with this easy to use CD-ROM.

Step-by-Step video instruction allows you to pause and replay as needed.

The CD runs automatically, without installation. Within one minute, you'll be learning!


This CD title makes a great gift for anyone, especially outdoors enthusiasts!

[Buy yours here for only \\$24.95 plus S/H.](#)

- Albright Knot
- Arbor Knot
- Blood Knot
- Double Fisherman's Knot
- Double Loop Clinch
- Dropper Loop
- Improved Clinch
- Palomar Knot
- Perfection Loop
- Rapala Loop
- Surgeon's Loop
- Uni Knot
- Water Knot
- And... Knot tying terms

[Read more about this CD and computer requirements.](#)

4 GREAT KNOT TYING INSTRUCTION CD's AVAILABLE
[Knot Tying: Fishing Knots](#)



Fish of Fresh Water

If every freshwater angler could have just one book on fishing, this would be the one! Renowned angler Vic Dunaway and the In-Fisherman staff are proud to present the book that is designed to help you identify that fish on the end of your line. Illustrations by famed artist Kevin Brandt and detailed descriptions of over 170 species are provided.

But this book is much more than just a guide to identification. Inside you'll find information on where the fish live, their size range, their fighting ability, and table quality. Plus, you'll get tips on the tackle, baits, and techniques you'll need to hook up.

This is the reference guide that anglers have been waiting for. 240 pgs.

By Vic Dunaway, Published by Florida Sportsman

[Buy your copy here for only](#)

\$16.95

[Knot Tying: Splicing Three-Strand Line](#)

[Knot Tying: The Basic Knots](#)

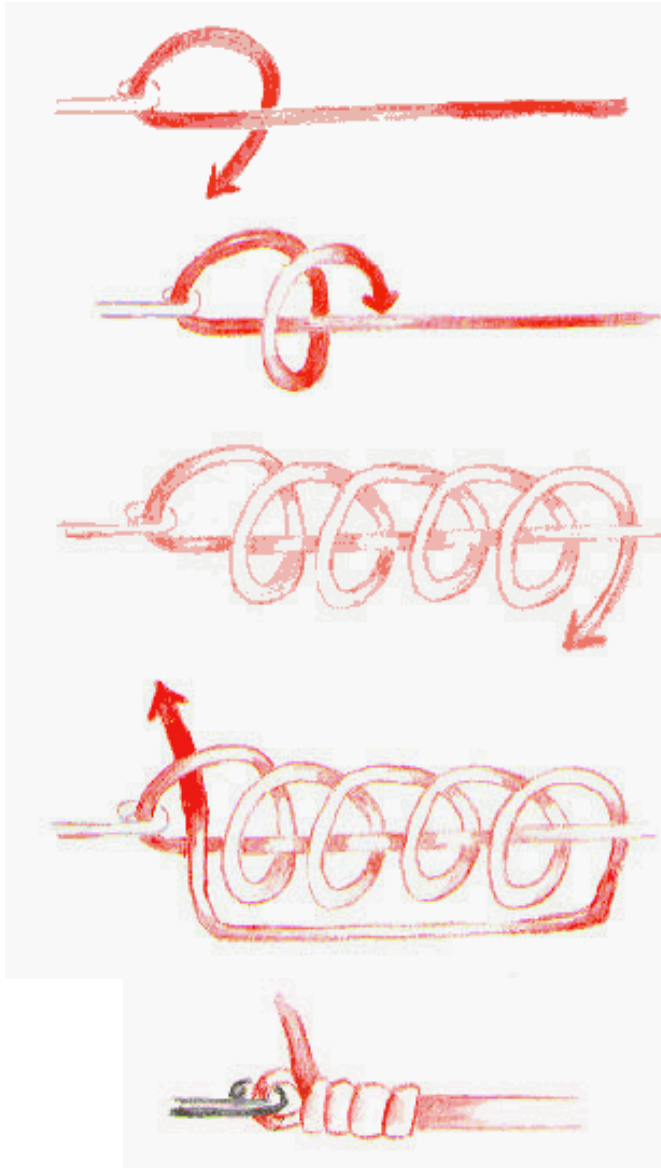
[Knot Tying: Advanced Knotting](#)

The Clinch Knot



1. Bring the free end of the line up through the eye of the hook. Give yourself about a foot of free line on top to work with.

2. Take the free end back, behind and then under the straight line.



3. Bring the free end back over the top to form a full loop. Keep loops fairly loose at this point.

4. Continue looping the free end around the straight line in the same direction.

Form about four loops.

5. With the free end coming from the bottom of a turn, pass it between the eye and the first loop.

6. Slowly pull out all slack. Then pull tightly and trim off the end.

[Fishing Reports](#) | [Weather Forecasts](#) | [Fishing News](#) | [Tides & Reefs](#) | [Charts & Maps](#) | [Photos & Tales](#) | [Equipment](#) | [Feature Articles](#) | [Fish Identification](#) |

[Knots, Rigs & Tips](#) | [FL Rules & Regs](#) | [Charters & Party Boats](#) | [Product Evaluations](#) | [Fishing Gifts & Shopping](#) | [Waterway Artworks](#) | [Boat, Bait & Tackle Directory](#) | [Boating Safety & Navigation](#) | [Fishing Resorts & Lodges](#) | [Fishing Chat Room](#) | [Travel Deals](#) | [Tournaments](#) | [Associations & Links](#) | [Information](#) | [Site Map](#)

[Home](#) | [Contact Us](#) | [E-mail Us](#) | [Advertising Info.](#)


Copyright © 1999-2004 Fish4Fun.com Florida Fishing and Boating. All rights reserved.
Fish4Fun PO Box 351036 Jacksonville Florida USA (904-742-4386)

Fishing Knots



[[Home](#)] [[Up](#)] [[Tackle Tips](#)] [[Improved Clinch Knot](#)] [[Joining 2 Lines](#)] [[Leader to Line](#)]
[[Shock Leader to Line](#)] [[Lines to Tackle](#)] [[Swivel Knot](#)] [[Trilene Knot](#)] [[Snell Knot](#)] [[Jansik Knot](#)]
[[Palomar Knot](#)] [[Blood Knot](#)] [[Index of Knots](#)]

See the Fish4Fun Main Knot Index For
[MORE Fishing Knots.](#)



Complete Book of Baits, Rigs & Tackle.

By Vic Dunaway, Published By Florida Sportsman

Features: Over 100 Best Knots and Rigs, illustrated step-by-step.

This one book provides all the important angling know-how you'll ever need to fish fresh water or salt water, big game or bass, spinning or baitcasting, flyrod or canepole, boat or shore.

The latest in rods, reels, lines and terminal tackle.

The hottest in rigged baits, live baits and lures.
The strongest and easiest knots, leaders and special rigs.

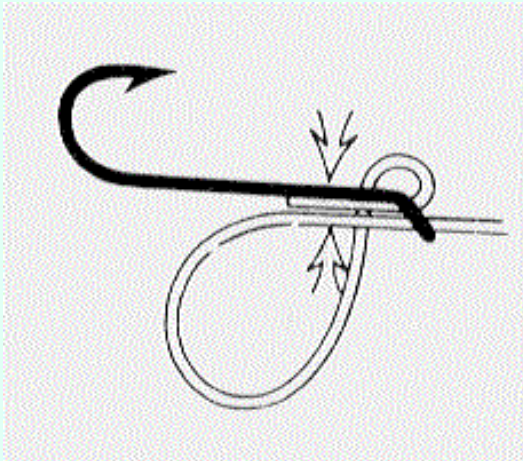
New Edition. A Best Seller. 256 Color Pages

[Buy your copy here for only \\$16.95.](#)

The Snell Fishing Knot

The Snell Knot provides a strong connection when fishing with bait and using a separate length of leader. You can only use a Snell Knot with a leader.


SNELL KNOT



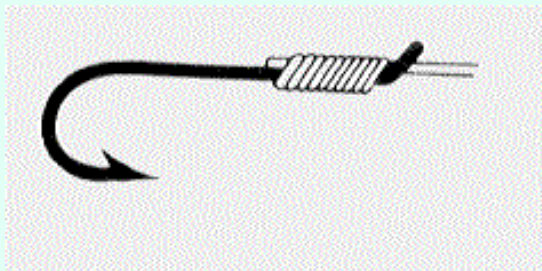
1. Insert one end of the leader through the hook's eye, extending 1 to 2 inches past the eye.

Insert the other end of the leader through the eye in the opposite direction pointing toward the barb of the hook.

Hold the hook and leader ends between your thumb and forefinger of left hand. Leader will hang below the hook in a large loop.



2. Take the part of the large lower loop that is closest to the eye and wrap it over the hook shank and both ends of the leader toward the hook's barb.



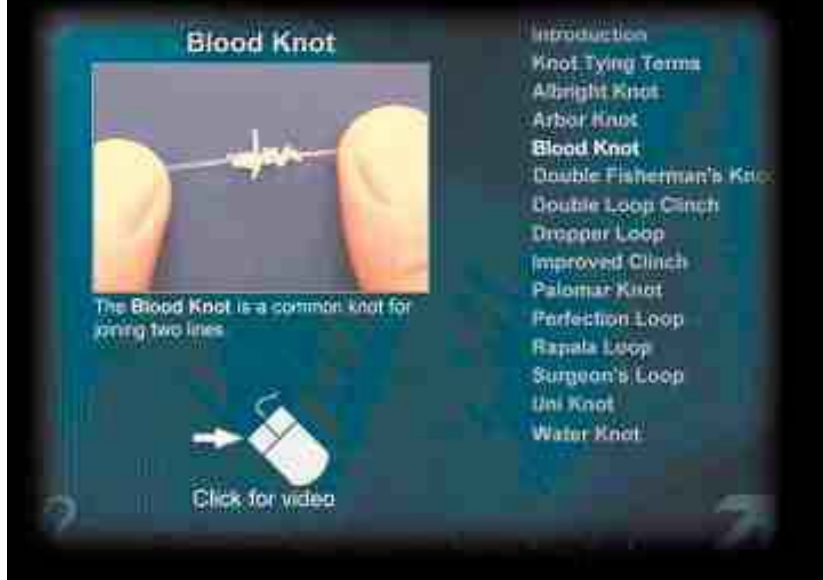
3. Continue to wrap for 7 or 8 turns and hold wraps with left hand. Grip the end of the leader that is through the eyelet with your right hand and pull it slowly and steadily. Hold the turns with your left hand or the knot will unravel.

When knot is almost tight, slide it up against the eye of the hook. Grip the short end lying along the shank of the hook with a pair of pliers. Pull this end and the standing line at the same time to completely tighten the knot.

Knot Tying: Fishing Knots

Learn or review the most common fishing knots with this interactive video reference. High quality video shows every step clearly.

- Starts automatically
- No installation
- Video instruction by an expert
- Extremely easy to use
- Learn each knot easily, guaranteed



Knot Tying: Fishing Knots

You can learn how to tie the most important and common knots used in fishing, using this interactive CD video instruction. You can learn quickly and easily in front of your PC with this easy to use CD-ROM.

Step-by-Step video instruction allows you to pause and replay as needed. The CD runs automatically, without installation. Within one minute, you'll be learning!

This CD title makes a great gift for anyone, especially outdoors enthusiasts!

[Buy yours here for only \\$24.95 plus S/H.](#)

- Albright Knot
- Arbor Knot
- Blood Knot
- Double Fisherman's Knot
- Double Loop Clinch
- Dropper Loop
- Improved Clinch
- Palomar Knot
- Perfection Loop
- Rapala Loop
- Surgeon's Loop
- Uni Knot
- Water Knot
- And... Knot tying terms

[Read more about this CD and computer requirements.](#)

4 GREAT KNOT TYING INSTRUCTION CD's AVAILABLE

[Knot Tying: Fishing Knots](#)

[Knot Tying: Splicing Three-Strand Line](#)

[Knot Tying: The Basic Knots](#)

[Knot Tying: Advanced Knotting](#)

[Fishing Reports](#) | [Weather Forecasts](#) | [Fishing News](#) | [Tides & Reefs](#) | [Charts & Maps](#) | [Photos & Tales](#) | [Equipment](#) | [Feature Articles](#) | [Fish Identification](#) |
[Knots, Rigs & Tips](#) | [FL Rules & Regs](#) | [Charters & Party Boats](#) | [Product Evaluations](#) | [Fishing Gifts & Shopping](#) | [Waterway Artworks](#) | [Boat, Bait & Tackle Directory](#) |
[Boating Safety & Navigation](#) | [Fishing Resorts & Lodges](#) | [Fishing Chat Room](#) | [Travel Deals](#) | [Tournaments](#) | [Associations & Links](#) | [Information](#) | [Site Map](#)
[Home](#) | [Contact Us](#) | [E-mail Us](#) | [Advertising Info.](#)


Copyright © 1999-2004 Fish4Fun.com Florida Fishing and Boating. All rights reserved.
Fish4Fun PO Box 351036 Jacksonville Florida USA (904-742-4386)

Fishing Knots



[[Home](#)] [[Up](#)] [[Tackle Tips](#)] [[Improved Clinch Knot](#)]
[[Joining 2 Lines](#)] [[Leader to Line](#)] [[Shock Leader to Line](#)]
[[Lines to Tackle](#)] [[Swivel Knot](#)] [[Trilene Knot](#)] [[Snell Knot](#)]
[[Jansik Knot](#)] [[Palomar Knot](#)] [[Blood Knot](#)] [[Index of Knots](#)]
[[Fish4Fun Home](#)]

See the Fish4Fun Main
Knot Index For [MORE
Fishing Knots](#).



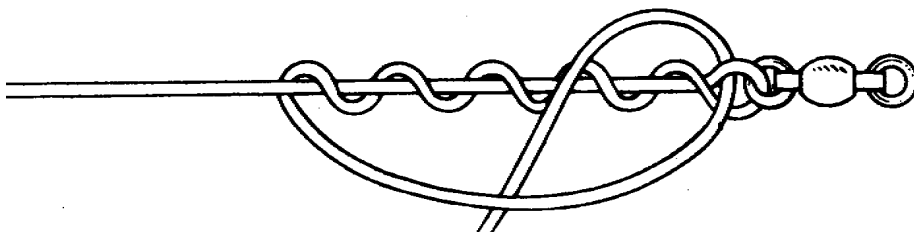
Complete Book of Baits, Rigs & Tackle.

By Vic Dunaway,
Published By Florida
Sportsman

**Features: Over 100
Best Knots and
Rigs,
illustrated step-by-
step.**

**[Buy your copy here
for only \\$16.95.](#)**

Knot Tying - The Improved Clinch Knot

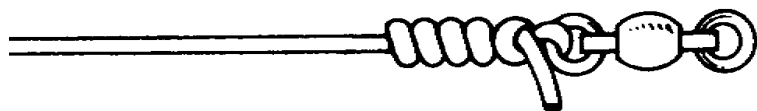


1. An old standby for fishermen. Pass the line through the eye of hook, swivel or lure. Double back and make 5 turns around the standing line.

Hold the coils in place; thread end of

line through the first loop above the eye, then through the big loop as shown.

2. Hold the tag end and standing line while coils are pulled up. Take care that coils are in spiral, not lapping over each other. Slide tight against the eye. Clip tag end.



Knot Tying: Fishing Knots

Learn or review the most common fishing knots with this interactive video reference. High quality video shows every step clearly.

- Starts automatically
- No installation
- Video instruction by an expert
- Extremely easy to use
- Learn each knot easily, guaranteed

Blood Knot



The Blood Knot is a common knot for joining two lines.



Introduction
Knot Tying Terms
Albright Knot
Arbor Knot
Blood Knot
Double Fisherman's Knot
Double Loop Clinch
Dropper Loop
Improved Clinch
Palomar Knot
Perfection Loop
Rapala Loop
Surgeon's Loop
Uni Knot
Water Knot

Knot Tying: Fishing Knots

You can learn how to tie the most important and common knots used in fishing, using this interactive CD video instruction. You can learn quickly and easily in front of your PC with this easy to use CD-ROM.

Step-by-Step video instruction allows you to pause and replay as needed.

The CD runs automatically, without installation. Within one minute, you'll be learning!

This CD title makes a great gift for anyone, especially outdoors enthusiasts!

[Buy yours here for only \\$24.95 plus S/H.](#)

- Albright Knot
- Arbor Knot
- Blood Knot
- Double Fisherman's Knot
- Double Loop Clinch
- Dropper Loop
- Improved Clinch
- Palomar Knot
- Perfection Loop
- Rapala Loop
- Surgeon's Loop
- Uni Knot
- Water Knot
- And... Knot tying terms

[Read more about this CD and computer requirements.](#)

[Fishing Reports](#) | [Weather Forecasts](#) | [Fishing News](#) | [Tides & Reefs](#) | [Charts & Maps](#) | [Photos & Tales](#) | [Equipment](#)
| [Feature Articles](#) | [Fish Identification](#) |
[Knots, Rigs & Tips](#) | [FL Rules & Regs](#) | [Charters & Party Boats](#) | [Product Evaluations](#) | [Fishing Gifts & Shopping](#) |
[Waterway Artworks](#) | [Boat, Bait & Tackle Directory](#) | [Boating Safety & Navigation](#) | [Fishing Resorts & Lodges](#) | [Fishing](#)
[Chat Room](#) | [Travel Deals](#) | [Tournaments](#) | [Associations & Links](#) | [Information](#) | [Site Map](#)
[Home](#) | [Contact Us](#) | [E-mail Us](#) | [Advertising Info.](#)


Copyright © 1999-2004 Fish4Fun.com Florida Fishing and Boating. All rights reserved.
Fish4Fun PO Box 351036 Jacksonville Florida USA (904-742-4386)

Fishing Knots



[[Home](#)] [[Up](#)] [[Tackle Tips](#)] [[Improved Clinch Knot](#)] [[Joining 2 Lines](#)] [[Leader to Line](#)]
[[Shock Leader to Line](#)] [[Lines to Tackle](#)] [[Swivel Knot](#)] [[Trilene Knot](#)] [[Snell Knot](#)] [[Jansik Knot](#)]
[[Palomar Knot](#)] [[Blood Knot](#)] [[Index of Knots](#)]

See the Fish4Fun Main Knot Index For
[MORE Fishing Knots.](#)



Complete Book of Baits, Rigs & Tackle.

By Vic Dunaway, Published By Florida Sportsman

Features: Over 100 Best Knots and Rigs, illustrated step-by-step.

This one book provides all the important angling know-how you'll ever need to fish fresh water or salt water, big game or bass, spinning or baitcasting, flyrod or canepole, boat or shore.

The latest in rods, reels, lines and terminal tackle.

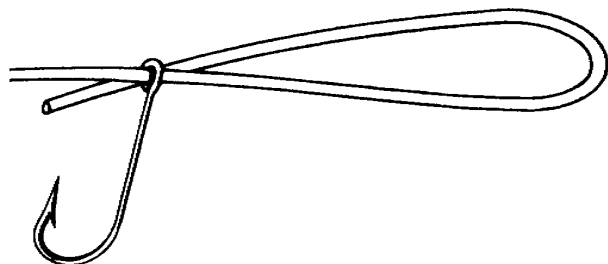
The hottest in rigged baits, live baits and lures.

The strongest and easiest knots, leaders and special rigs.

New Edition. A Best Seller. 256 Color Pages


[Buy your copy here for only \\$16.95.](#)

The PALOMAR KNOT - For Joining Line To A Fish Hook



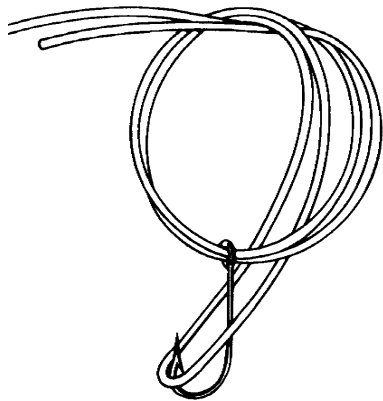
The Palomar Knot is easy to tie correctly, and consistently the strongest knot known to hold terminal tackle.

1. Double about 4" of line and pass the loop through the eye of fishing hook.




2. Let the fishing hook hang loose, and tie an overhand knot in the doubled line.

Avoid twisting the lines and do NOT tighten the knot.



3. Pull the loop end of the line far enough to pass it over the hook, swivel or lure.

Make sure the loop passes completely over the attachment.

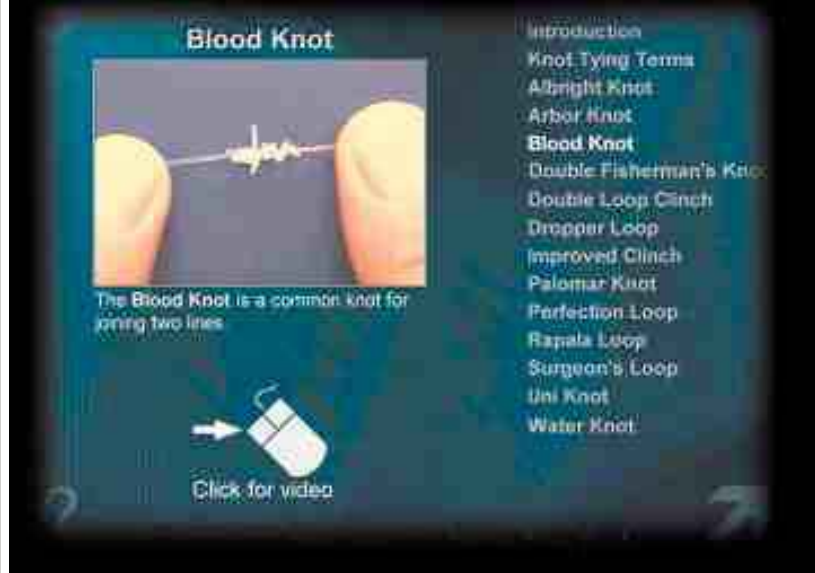


4. Pull both the tag end and the standing line until the knot is tightened. Clip off the tag end of the fishing line.

Knot Tying: Fishing Knots

Learn or review the most common fishing knots with this interactive video reference. High quality video shows every step clearly.

- Starts automatically
- No installation
- Video instruction by an expert
- Extremely easy to use
- Learn each knot easily, guaranteed



Knot Tying: Fishing Knots

You can learn how to tie the most important and common knots used in fishing, using this interactive CD video instruction. You can learn quickly and easily in front of your PC with this easy to use CD-ROM.

Step-by-Step video instruction allows you to pause and replay as needed. The CD runs automatically, without installation. Within one minute, you'll be learning!

This CD title makes a great gift for anyone, especially outdoors enthusiasts!

[Buy yours here for only \\$24.95 plus S/H.](#)

- Albright Knot
- Arbor Knot
- Blood Knot
- Double Fisherman's Knot
- Double Loop Clinch
- Dropper Loop
- Improved Clinch
- Palomar Knot
- Perfection Loop
- Rapala Loop
- Surgeon's Loop
- Uni Knot
- Water Knot
- And... Knot tying terms

[Read more about this CD and computer requirements.](#)

4 GREAT KNOT TYING INSTRUCTION CD's AVAILABLE

[Knot Tying: Fishing Knots](#)

[Knot Tying: Splicing Three-Strand Line](#)

[Knot Tying: The Basic Knots](#)

[Knot Tying: Advanced Knotting](#)

[Fishing Reports](#) | [Weather Forecasts](#) | [Fishing News](#) | [Tides & Reefs](#) | [Charts & Maps](#) | [Photos & Tales](#) | [Equipment](#) | [Feature Articles](#) | [Fish Identification](#) | [Knots, Rigs & Tips](#) | [FL Rules & Regs](#) | [Charters & Party Boats](#) | [Product Evaluations](#) | [Fishing Gifts & Shopping](#) | [Waterway Artworks](#) | [Boat, Bait & Tackle Directory](#) | [Boating Safety & Navigation](#) | [Fishing Resorts & Lodges](#) | [Fishing Chat Room](#) | [Travel Deals](#) | [Tournaments](#) | [Associations & Links](#) | [Information](#) | [Site Map](#)
[Home](#) | [Contact Us](#) | [E-mail Us](#) | [Advertising Info.](#)


Copyright © 1999-2004 Fish4Fun.com Florida Fishing and Boating. All rights reserved.
Fish4Fun PO Box 351036 Jacksonville Florida USA (904-742-4386)

Fishing Knots



[[Home](#)] [[Up](#)] [[Tackle Tips](#)] [[Improved Clinch Knot](#)] [[Joining 2 Lines](#)] [[Leader to Line](#)]
[[Shock Leader to Line](#)] [[Lines to Tackle](#)] [[Swivel Knot](#)] [[Trilene Knot](#)] [[Snell Knot](#)] [[Jansik Knot](#)]
[[Palomar Knot](#)] [[Blood Knot](#)] [[Index of Knots](#)]

See the [Fish4Fun Main Knot Index](#) For
[MORE Fishing Knots](#).



Complete Book of Baits, Rigs & Tackle.

By Vic Dunaway, Published By Florida Sportsman

**Features: Over 100 Best Knots and Rigs,
illustrated step-by-step.**

This one book provides all the important angling know-how you'll ever need to fish fresh water or salt water, big game or bass, spinning or baitcasting, flyrod or canepole, boat or shore.

The latest in rods, reels, lines and terminal tackle.




The hottest in rigged baits, live baits and lures.

The strongest and easiest knots, leaders and special rigs.

New Edition. A Best Seller. 256 Color Pages

[Buy your copy here for only \\$16.95.](#)

Jansik Knot - A Popular Knot For Muskie Fishing



A strong knot. The Jansik Special Knot is a popular knot with muskie fisherman.

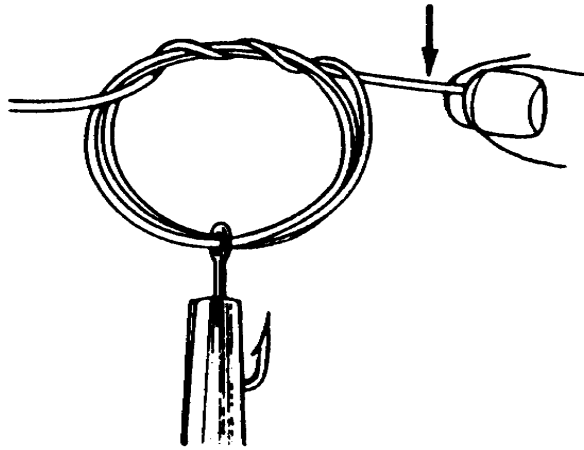
1. Run about five inches of line through the eye of fish hook or fishing lure.

Bring it around in a circle and run it through again.

2. Make a second circle, parallel with the first and pass the end of the line through the fishing hook eye a third time.

3. Bend the standing part of the line around the two circles.

Bring tag end around in a third circle and wrap it three times around the three parallel lines.



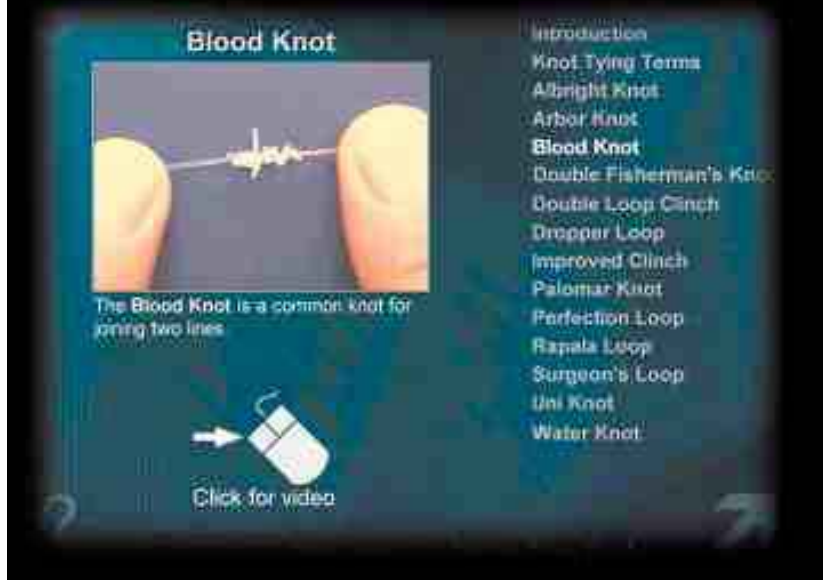
4. Hold the fish hook, swivel or fishing lure with pliers.

Hold the standing line with other hand and hold the tag end in teeth. Pull all three to tighten. (Arrows identify standing line.)

Knot Tying: Fishing Knots

Learn or review the most common fishing knots with this interactive video reference. High quality video shows every step clearly.

- Starts automatically
- No installation
- Video instruction by an expert
- Extremely easy to use
- Learn each knot easily, guaranteed



Knot Tying: Fishing Knots

You can learn how to tie the most important and common knots used in fishing, using this interactive CD video instruction. You can learn quickly and easily in front of your PC with this easy to use CD-ROM.

Step-by-Step video instruction allows you to pause and replay as needed. The CD runs automatically, without installation. Within one minute, you'll be learning!

This CD title makes a great gift for anyone, especially outdoors enthusiasts!

[Buy yours here for only \\$24.95 plus S/H.](#)

- Albright Knot
- Arbor Knot
- Blood Knot
- Double Fisherman's Knot
- Double Loop Clinch
- Dropper Loop
- Improved Clinch
- Palomar Knot
- Perfection Loop
- Rapala Loop
- Surgeon's Loop
- Uni Knot
- Water Knot
- And... Knot tying terms

[Read more about this CD and computer requirements.](#)

4 GREAT KNOT TYING INSTRUCTION CD's AVAILABLE

[Knot Tying: Fishing Knots](#)

[Knot Tying: Splicing Three-Strand Line](#)

[Knot Tying: The Basic Knots](#)

[Knot Tying: Advanced Knotting](#)

[Fishing Reports](#) | [Weather Forecasts](#) | [Fishing News](#) | [Tides & Reefs](#) | [Charts & Maps](#) | [Photos & Tales](#) | [Equipment](#) | [Feature Articles](#) | [Fish Identification](#) | [Knots, Rigs & Tips](#) | [FL Rules & Regs](#) | [Charters & Party Boats](#) | [Product Evaluations](#) | [Fishing Gifts & Shopping](#) | [Waterway Artworks](#) | [Boat, Bait & Tackle Directory](#) | [Boating Safety & Navigation](#) | [Fishing Resorts & Lodges](#) | [Fishing Chat Room](#) | [Travel Deals](#) | [Tournaments](#) | [Associations & Links](#) | [Information](#) | [Site Map](#)
[Home](#) | [Contact Us](#) | [E-mail Us](#) | [Advertising Info.](#)


Copyright © 1999-2004 Fish4Fun.com Florida Fishing and Boating. All rights reserved.
Fish4Fun PO Box 351036 Jacksonville Florida USA (904-742-4386)

Fishing Knots



[[Home](#)] [[Up](#)] [[Tackle Tips](#)] [[Improved Clinch Knot](#)] [[Joining 2 Lines](#)] [[Leader to Line](#)]
[[Shock Leader to Line](#)] [[Lines to Tackle](#)] [[Swivel Knot](#)] [[Trilene Knot](#)] [[Snell Knot](#)] [[Jansik Knot](#)]
[[Palomar Knot](#)] [[Blood Knot](#)] [[Index of Knots](#)]

See the Fish4Fun Main Knot Index For
[MORE Fishing Knots.](#)



Complete Book of Baits, Rigs & Tackle.

By Vic Dunaway, Published By Florida Sportsman

Features: Over 100 Best Knots and Rigs, illustrated step-by-step.

This one book provides all the important angling know-how you'll ever need to fish fresh water or salt water, big game or bass, spinning or baitcasting, flyrod or canepole, boat or shore.

The latest in rods, reels, lines and terminal tackle.

The hottest in rigged baits, live baits and lures.
The strongest and easiest knots, leaders and special rigs.

New Edition. A Best Seller. 256 Color Pages

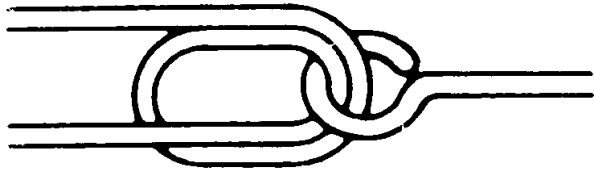
[Buy your copy here for only \\$16.95.](#)

The Trilene Fishing Knot

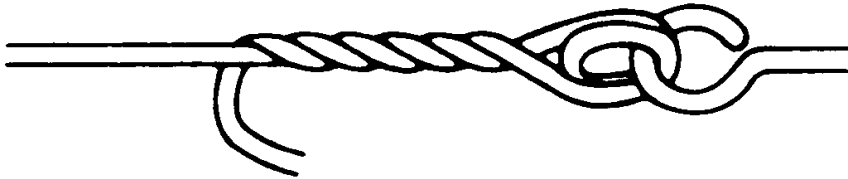
The Trilene Knot is a strong reliable connection that resists slippage and premature failures.

The Trilene Knot is an all-purpose connection to be used in joining monofilament to swivels, snaps, hooks and artificial lures. The knot's unique design and ease of tying yield consistently strong, dependable connections while retaining 85-90% of the original line strength. The double wrap of mono through the eyelet provides a protective cushion for added safety.

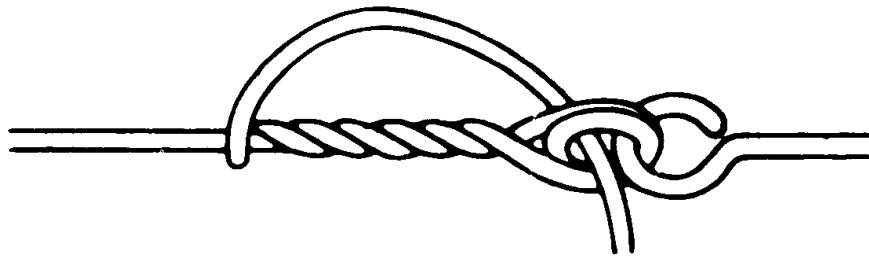
Trilene Knot --- Joining Monofilament to Tackle)



1. Run the end of line through eye of hook or lure and double back through the eye a second time.



2. Loop around the standing part of line 5 or 6 times.



3. Thread the tag end back between the eye and the coils as shown.



4. Pull up tight and trim the tag end.

Knot Tying: Fishing Knots

Learn or review the most common fishing knots with this interactive video reference. High quality video shows every step clearly.

- Starts automatically
- No installation
- Video instruction by an expert
- Extremely easy to use
- Learn each knot easily, guaranteed

Blood Knot



The Blood Knot is a common knot for joining two lines.



Click for video

Introduction
Knot Tying Terms
Albright Knot
Arbor Knot
Blood Knot
Double Fisherman's Knot
Double Loop Clinch
Dropper Loop
Improved Clinch
Palomar Knot
Perfection Loop
Rapala Loop
Surgeon's Loop
Uni Knot
Water Knot

Knot Tying: Fishing Knots

You can learn how to tie the most important and common knots used in fishing, using this interactive CD video instruction. You can learn quickly and easily in front of your PC with this easy to use CD-ROM.

Step-by-Step video instruction allows you to pause and replay as needed. The CD runs automatically, without installation. Within one minute, you'll be learning!

This CD title makes a great gift for anyone, especially outdoors enthusiasts!

[Buy yours here for only \\$24.95 plus S/H.](#)

- Albright Knot
- Arbor Knot
- Blood Knot
- Double Fisherman's Knot
- Double Loop Clinch
- Dropper Loop
- Improved Clinch
- Palomar Knot
- Perfection Loop
- Rapala Loop
- Surgeon's Loop
- Uni Knot
- Water Knot
- And... Knot tying terms

[Read more about this CD and computer requirements.](#)

4 GREAT KNOT TYING INSTRUCTION CD's AVAILABLE

[Knot Tying: Fishing Knots](#)

[Knot Tying: Splicing Three-Strand Line](#)

[Knot Tying: The Basic Knots](#)

[Knot Tying: Advanced Knotting](#)

[Fishing Reports](#) | [Weather Forecasts](#) | [Fishing News](#) | [Tides & Reefs](#) | [Charts & Maps](#) | [Photos & Tales](#) | [Equipment](#) | [Feature Articles](#) | [Fish Identification](#) |
[Knots, Rigs & Tips](#) | [FL Rules & Regs](#) | [Charters & Party Boats](#) | [Product Evaluations](#) | [Fishing Gifts & Shopping](#) | [Waterway Artworks](#) | [Boat, Bait & Tackle Directory](#) |
[Boating Safety & Navigation](#) | [Fishing Resorts & Lodges](#) | [Fishing Chat Room](#) | [Travel Deals](#) | [Tournaments](#) | [Associations & Links](#) | [Information](#) | [Site Map](#)
[Home](#) | [Contact Us](#) | [E-mail Us](#) | [Advertising Info.](#)


Copyright © 1999-2004 Fish4Fun.com Florida Fishing and Boating. All rights reserved.
Fish4Fun PO Box 351036 Jacksonville Florida USA (904-742-4386)

Fishing Knots



[[Home](#)] [[Up](#)] [[Tackle Tips](#)] [[Improved Clinch Knot](#)] [[Joining 2 Lines](#)] [[Leader to Line](#)]
[[Shock Leader to Line](#)] [[Lines to Tackle](#)] [[Swivel Knot](#)] [[Trilene Knot](#)] [[Snell Knot](#)] [[Jansik Knot](#)]
[[Palomar Knot](#)] [[Blood Knot](#)] [[Index of Knots](#)]

See the Fish4Fun Main Knot Index For
[MORE Fishing Knots.](#)



Complete Book of Baits, Rigs & Tackle.

By Vic Dunaway, Published By Florida Sportsman

Features: Over 100 Best Knots and Rigs, illustrated step-by-step.

This one book provides all the important angling know-how you'll ever need to fish fresh water or salt water, big game or bass, spinning or baitcasting, flyrod or canepole, boat or shore.

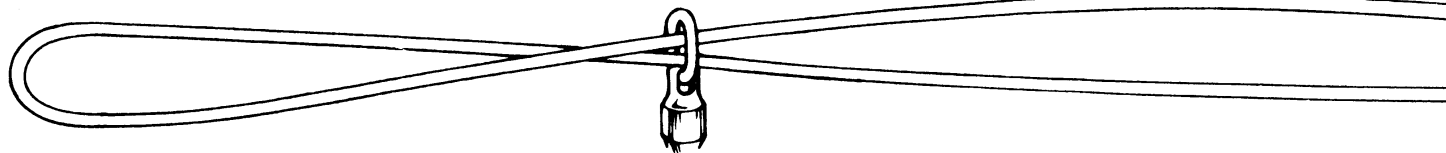
The latest in rods, reels, lines and terminal tackle.

The hottest in rigged baits, live baits and lures.
The strongest and easiest knots, leaders and special rigs.

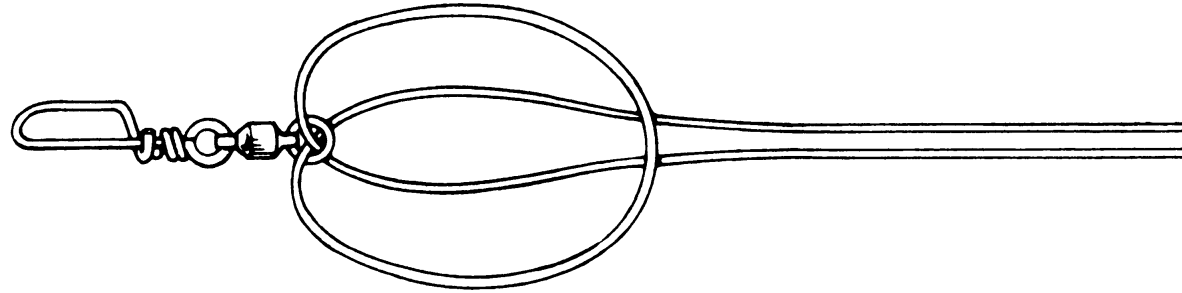
New Edition. A Best Seller. 256 Color Pages

[Buy your copy here for only \\$16.95.](#)

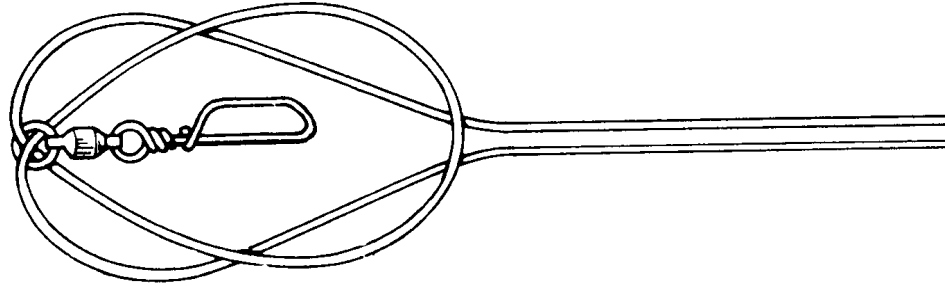
Offshore Swivel Knot --- (Attaching swivel or snap to double-line leader)



1. Slip the loop end of double-line leader through the eye of swivel.
Rotate the loop end a half-turn to put a single twist between loop and swivel eye.



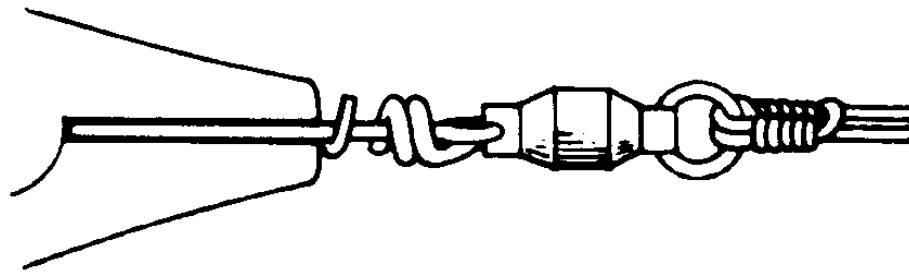
2. Pass the loop with the twist over the swivel.
Hold the end of the loop, plus both legs of the double-line leader with one hand.
Let the swivel slide to other end of double loops now formed.



3. Still holding the loop and lines with one hand, use your other hand to rotate the swivel through center of both loops, at least six times.



4. Continue holding both legs of the double-line leader tightly, but release the end of loop.
Pull on the swivel and the loops will begin to gather.



5. To draw the knot tight, grip the swivel with pliers and push loops toward the eye with fingers, while still keeping standing lines of the leader pulled tight.

Knot Tying: Fishing Knots

Learn or review the most common fishing knots with this interactive video reference. High quality video shows every step clearly.

- Starts automatically
- No installation
- Video instruction by an expert
- Extremely easy to use
- Learn each knot easily, guaranteed

Blood Knot



The Blood Knot is a common knot for joining two lines.



Click for video

Introduction
Knot Tying Terms
Albright Knot
Arbor Knot
Blood Knot
Double Fisherman's Knot
Double Loop Clinch
Dropper Loop
Improved Clinch
Palomar Knot
Perfection Loop
Rapala Loop
Surgeon's Loop
Uni Knot
Water Knot

Knot Tying: Fishing Knots

You can learn how to tie the most important and common knots used in fishing, using this interactive CD video instruction. You can learn quickly and easily in front of your PC with this easy to use CD-ROM.

Step-by-Step video instruction allows you to pause and replay as needed. The CD runs automatically, without installation. Within one minute, you'll be learning!

This CD title makes a great gift for anyone, especially outdoors enthusiasts!

[Buy yours here for only \\$24.95 plus S/H.](#)

- Albright Knot
- Arbor Knot
- Blood Knot
- Double Fisherman's Knot
- Double Loop Clinch
- Dropper Loop
- Improved Clinch
- Palomar Knot
- Perfection Loop
- Rapala Loop

- Surgeon's Loop
- Uni Knot
- Water Knot And... Knot tying terms

[Read more about this CD and computer requirements.](#)

4 GREAT KNOT TYING INSTRUCTION CD's AVAILABLE

[Knot Tying: Fishing Knots](#)

[Knot Tying: Splicing Three-Strand Line](#)

[Knot Tying: The Basic Knots](#)

[Knot Tying: Advanced Knotting](#)

[Fishing Reports](#) | [Weather Forecasts](#) | [Fishing News](#) | [Tides & Reefs](#) | [Charts & Maps](#) | [Photos & Tales](#) | [Equipment](#) | [Feature Articles](#) | [Fish Identification](#) | [Knots, Rigs & Tips](#) | [FL Rules & Regs](#) | [Charters & Party Boats](#) | [Product Evaluations](#) | [Fishing Gifts & Shopping](#) | [Waterway Artworks](#) | [Boat, Bait & Tackle Directory](#) | [Boating Safety & Navigation](#) | [Fishing Resorts & Lodges](#) | [Fishing Chat Room](#) | [Travel Deals](#) | [Tournaments](#) | [Associations & Links](#) | [Information](#) | [Site Map](#)
[Home](#) | [Contact Us](#) | [E-mail Us](#) | [Advertising Info.](#)


**Copyright © 1999-2004 Fish4Fun.com Florida Fishing and Boating. All rights reserved.
Fish4Fun PO Box 351036 Jacksonville Florida USA (904-742-4386)**

Fishing Knots



[[Home](#)] [[Up](#)] [[Tackle Tips](#)] [[Improved Clinch Knot](#)] [[Joining 2 Lines](#)] [[Leader to Line](#)]
[[Shock Leader to Line](#)] [[Lines to Tackle](#)] [[Swivel Knot](#)] [[Trilene Knot](#)] [[Snell Knot](#)] [[Jansik Knot](#)]
[[Palomar Knot](#)] [[Blood Knot](#)] [[Index of Knots](#)]

See the Fish4Fun Main Knot Index For
[MORE Fishing Knots.](#)



Complete Book of Baits, Rigs & Tackle.

By Vic Dunaway, Published By Florida Sportsman

Features: This one book provides all the important angling know-how you'll ever need to fish fresh water or salt water, big game or bass, spinning or baitcasting, flyrod or canepole, boat or shore.

The latest in rods, reels, lines and terminal tackle.

The hottest in rigged baits, live baits and lures.

The strongest and easiest knots, leaders and special rigs.

Over 100 Best Knots and Rigs, illustrated step-by-step.

New Edition. A Best Seller. 256 Color Pages

Buy your copy here for only \$16.95.

IMPROVED BLOOD KNOT



The Improved Blood Knot is used for tying two pieces of monofilament together of relatively equal diameters.

1. Overlap the ends of your two strands that are to be joined.

Twist them together about 10 turns.

2. Separate one of the center twists and thrust the two ends through the space as shown.



3. Pull the knot together and trim off the short ends.

Knot Tying: Fishing Knots

Learn or review the most common fishing knots with this interactive video reference. High quality video shows every step clearly.

- Starts automatically
- No installation
- Video instruction by an expert
- Extremely easy to use
- Learn each knot easily, guaranteed

Blood Knot



The Blood Knot is a common knot for joining two lines.



Click for video

Introduction

Knot Tying Terms

Albright Knot

Arbor Knot

Blood Knot

Double Fisherman's Knot

Double Loop Clinch

Dropper Loop

Improved Clinch

Palomar Knot

Perfection Loop

Rapala Loop

Surgeon's Loop

Uni Knot

Water Knot

Knot Tying: Fishing Knots

You can learn how to tie the most important and common knots used in fishing, using this interactive CD video instruction. You can learn quickly and easily in front of your PC with this easy to use CD-ROM.

Step-by-Step video instruction allows you to pause and replay as needed. The CD runs automatically, without installation. Within one minute, you'll be learning!

This CD title makes a great gift for anyone, especially outdoors enthusiasts!

[Buy yours here for only \\$24.95 plus S/H.](#)

- Albright Knot
- Arbor Knot
- Blood Knot
- Double Fisherman's Knot
- Double Loop Clinch
- Dropper Loop
- Improved Clinch
- Palomar Knot
- Perfection Loop
- Rapala Loop
- Surgeon's Loop
- Uni Knot
- Water Knot
- And... Knot tying terms

[Read more about this CD and computer requirements.](#)

4 GREAT KNOT TYING INSTRUCTION CD's AVAILABLE

[Knot Tying: Fishing Knots](#)

[Knot Tying: Splicing Three-Strand Line](#)

[Knot Tying: The Basic Knots](#)

[Knot Tying: Advanced Knotting](#)

[Fishing Reports](#) | [Weather Forecasts](#) | [Fishing News](#) | [Tides & Reefs](#) | [Charts & Maps](#) | [Photos & Tales](#) | [Equipment](#) | [Feature Articles](#) | [Fish Identification](#) |
[Knots, Rigs & Tips](#) | [FL Rules & Regs](#) | [Charters & Party Boats](#) | [Product Evaluations](#) | [Fishing Gifts & Shopping](#) | [Waterway Artworks](#) | [Boat, Bait & Tackle Directory](#) | [Boating](#)
[Safety & Navigation](#) | [Fishing Resorts & Lodges](#) | [Fishing Chat Room](#) | [Travel Deals](#) | [Tournaments](#) | [Associations & Links](#) | [Information](#) | [Site Map](#)
[Home](#) | [Contact Us](#) | [E-mail Us](#) | [Advertising Info.](#)


Copyright © 1999-2004 Fish4Fun.com Florida Fishing and Boating. All rights reserved.
Fish4Fun PO Box 351036 Jacksonville Florida USA (904-742-4386)

Fishing Knots



[[Home](#)] [[Up](#)] [[Tackle Tips](#)] [[Improved Clinch Knot](#)] [[Joining 2 Lines](#)] [[Leader to Line](#)]
[[Shock Leader to Line](#)] [[Lines to Tackle](#)] [[Swivel Knot](#)] [[Trilene Knot](#)] [[Snell Knot](#)] [[Jansik Knot](#)]
[[Palomar Knot](#)] [[Blood Knot](#)] [[Index of Knots](#)]

See the Fish4Fun Main Knot Index For
[MORE Fishing Knots.](#)



Complete Book of Baits, Rigs & Tackle.

By Vic Dunaway, Published By Florida Sportsman

Features: Over 100 Best Knots and Rigs, illustrated step-by-step.

This one book provides all the important angling know-how you'll ever need to fish fresh water or salt water, big game or bass, spinning or baitcasting, flyrod or canepole, boat or shore.

The latest in rods, reels, lines and terminal tackle.

The hottest in rigged baits, live baits and lures.
The strongest and easiest knots, leaders and special rigs.

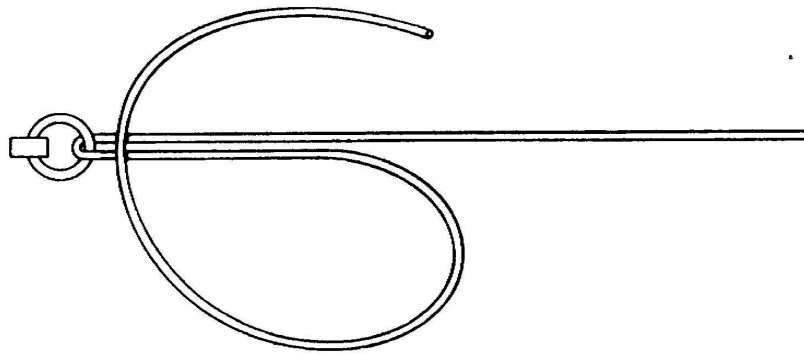
New Edition. A Best Seller. 256 Color Pages

[Buy your copy here for only \\$16.95.](#)

The Uni-Knot System

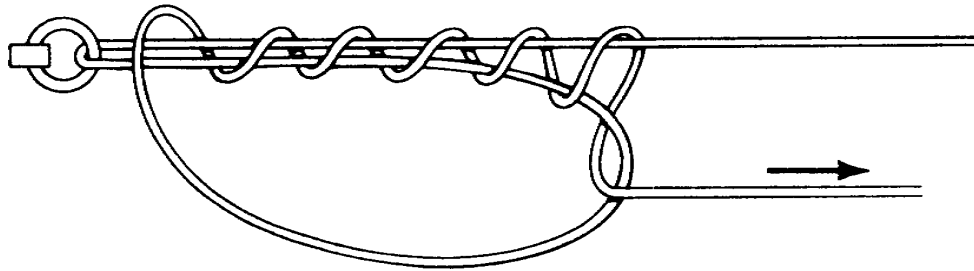
One basic fishing knot which can be varied to meet virtually every knot tying need in either freshwater or saltwater fishing. That was the objective of Vic Dunaway, author of numerous books on fishing and editor of "Florida Sportsman" magazine. The Uni-Knot system resulted. Knot illustrations and directions thanks to Ande Monofilament.

Uni-Knot --- Tying Fishing Line To Terminal Tackle



1. Run the line through the eye of hook, swivel or lure at least 6" and fold to make 2 parallel lines.

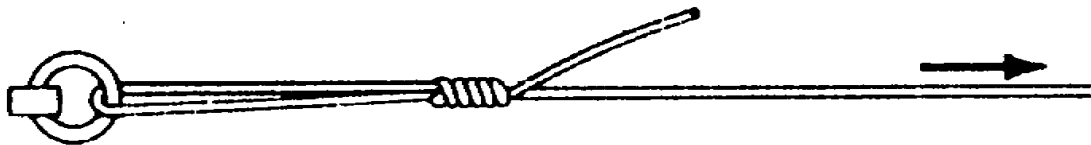
Bring the end of line back in a circle toward the hook or lure.




2. Make 6 turns with tag end around the double line.

Pass tag end through the circle.

Hold the double line at a point where it passes through the eye and pull the tag end to snug up the turns.



3. Now pull the standing line to slide the knot up against the eye.

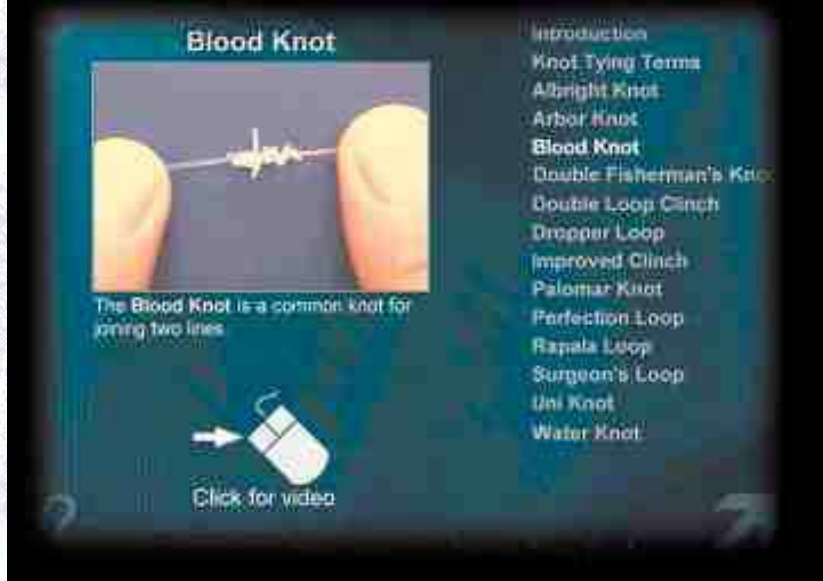


4. Continue pulling until the knot is tight. Trim tag end flush with closest coil of knot. The uni-knot will not slip.

Knot Tying: Fishing Knots

Learn or review the most common fishing knots with this interactive video reference. High quality video shows every step clearly.

- Starts automatically
- No installation
- Video instruction by an expert
- Extremely easy to use
- Learn each knot easily, guaranteed



Knot Tying: Fishing Knots

You can learn how to tie the most important and common knots used in fishing, using this interactive CD video instruction. You can learn quickly and easily in front of your PC with this easy to use CD-ROM.

Step-by-Step video instruction allows you to pause and replay as needed. The CD runs automatically, without installation. Within one minute, you'll be learning!

This CD title makes a great gift for anyone, especially outdoors enthusiasts!

[Buy yours here for only \\$24.95 plus S/H.](#)

- Albright Knot
- Arbor Knot
- Blood Knot
- Double Fisherman's Knot
- Double Loop Clinch
- Dropper Loop
- Improved Clinch
- Palomar Knot
- Perfection Loop
- Rapala Loop
- Surgeon's Loop
- Uni Knot
- Water Knot
- And... Knot tying terms

[Read more about this CD and computer requirements.](#)

4 GREAT KNOT TYING INSTRUCTION CD's AVAILABLE

[Knot Tying: Fishing Knots](#)

[Knot Tying: Splicing Three-Strand Line](#)

[Knot Tying: The Basic Knots](#)

[Knot Tying: Advanced Knotting](#)

[Fishing Reports](#) | [Weather Forecasts](#) | [Fishing News](#) | [Tides & Reefs](#) | [Charts & Maps](#) | [Photos & Tales](#) | [Equipment](#) | [Feature Articles](#) | [Fish Identification](#) |
[Knots, Rigs & Tips](#) | [FL Rules & Regs](#) | [Charters & Party Boats](#) | [Product Evaluations](#) | [Fishing Gifts & Shopping](#) | [Waterway Artworks](#) | [Boat, Bait & Tackle Directory](#) |
[Boating Safety & Navigation](#) | [Fishing Resorts & Lodges](#) | [Fishing Chat Room](#) | [Travel Deals](#) | [Tournaments](#) | [Associations & Links](#) | [Information](#) | [Site Map](#)
[Home](#) | [Contact Us](#) | [E-mail Us](#) | [Advertising Info.](#)


Copyright © 1999-2004 Fish4Fun.com Florida Fishing and Boating. All rights reserved.
Fish4Fun PO Box 351036 Jacksonville Florida USA (904-742-4386)

Fishing Knots



[[Home](#)] [[Up](#)] [[Tackle Tips](#)] [[Improved Clinch Knot](#)] [[Joining 2 Lines](#)] [[Leader to Line](#)]
[[Shock Leader to Line](#)] [[Lines to Tackle](#)] [[Swivel Knot](#)] [[Trilene Knot](#)] [[Snell Knot](#)] [[Jansik Knot](#)]
[[Palomar Knot](#)] [[Blood Knot](#)] [[Index of Knots](#)]

See the Fish4Fun Main Knot Index For [MORE Fishing Knots](#).



Complete Book of Baits, Rigs & Tackle.

By Vic Dunaway, Published By Florida Sportsman

Features: Over 100 Best Knots and Rigs, illustrated step-by-step.

This one book provides all the important angling know-how you'll ever need to fish fresh water or salt water, big game or bass, spinning or baitcasting, flyrod or canepole, boat or shore. The latest in rods, reels, lines and terminal tackle. The hottest in rigged baits, live baits and lures. The strongest and easiest knots, leaders and special rigs.

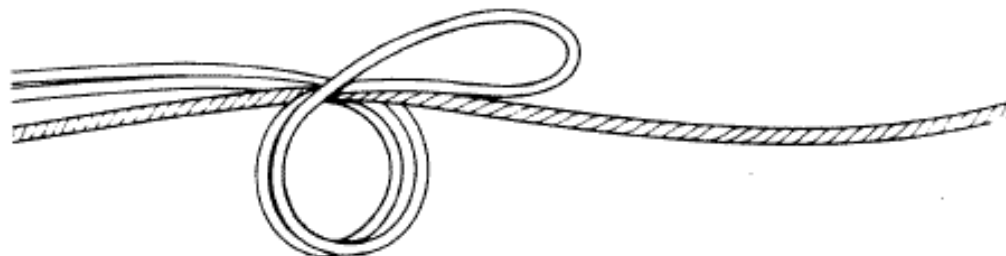
New Edition. A Best Seller. 256 Color Pages

Buy your copy here for only \$16.95.

The Uni-Knot System

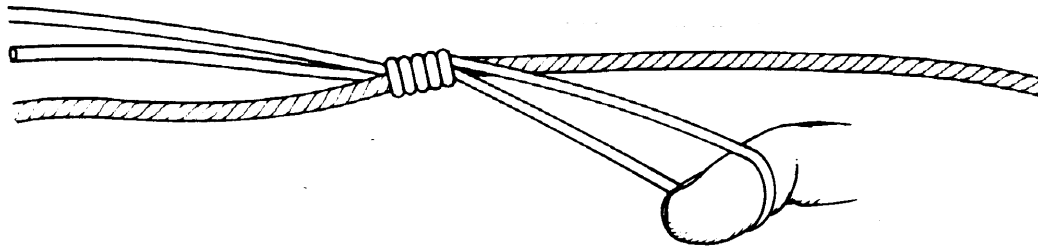
One basic fishing knot which can be varied to meet virtually every knot tying need in either fresh or salt water fishing. That was the objective of Vic Dunaway, author of numerous books on fishing and editor of "Florida Sportsman" magazine. The Uni-Knot system resulted. Knot illustrations and directions thanks to Ande Monofilament.

Uni-Knot --- Joining Leader to Fishing Line



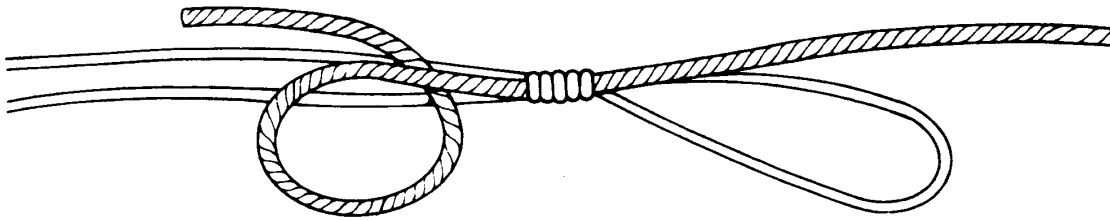
Tie on leader of no more than four times the pound /test of the line.

1. Double the end of the line and overlap it with the leader for about 6". Make a Uni-circle with the doubled line.

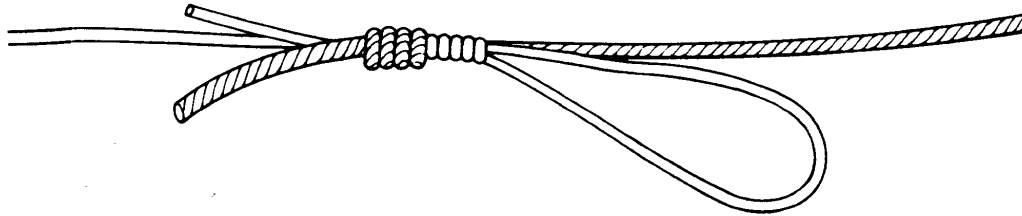


2. Tie the basic Uni-Knot, making three turns with the line loop around the two lines and the leader line.

Pull it snug up.



3. Now tie another Uni-Knot to the left side with the leader around the double line. Again, use only three turns.



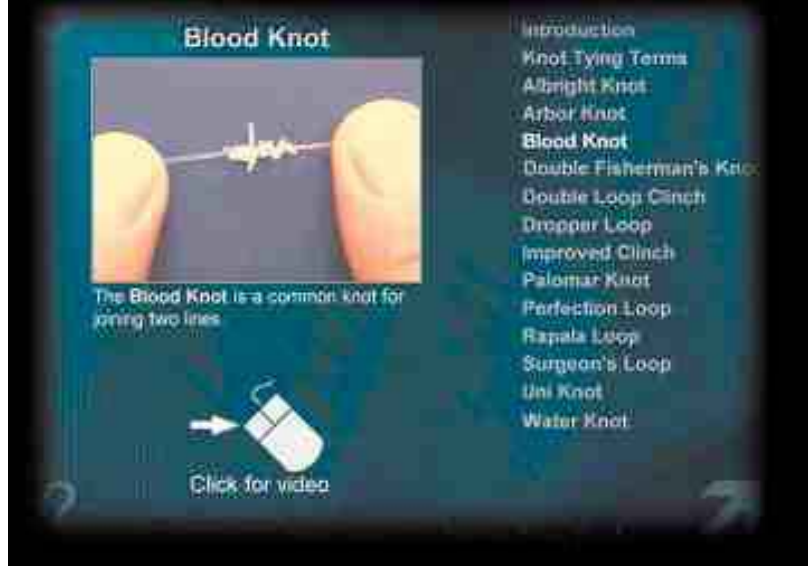
4. Pull the knots together as tightly as possible.

Trim ends and loop.

Knot Tying: Fishing Knots

Learn or review the most common fishing knots with this interactive video reference. High quality video shows every step clearly.

- Starts automatically
- No installation
- Video instruction by an expert
- Extremely easy to use
- Learn each knot easily, guaranteed



Knot Tying: Fishing Knots

You can learn how to tie the most important and common knots used in fishing, using this interactive CD video instruction. You can learn quickly and easily in front of your PC with this easy to use CD-ROM.

Step-by-Step video instruction allows you to pause and replay as needed. The CD runs automatically, without installation. Within one minute, you'll be learning!

This CD title makes a great gift for anyone, especially outdoors enthusiasts!

[Buy yours here for only \\$24.95 plus S/H.](#)

- Albright Knot
- Arbor Knot
- Blood Knot
- Double Fisherman's Knot
- Double Loop Clinch
- Dropper Loop
- Improved Clinch
- Palomar Knot
- Perfection Loop
- Rapala Loop
- Surgeon's Loop
- Uni Knot
- Water Knot
- And... Knot tying terms

[Read more about this CD and computer requirements.](#)

4 GREAT KNOT TYING INSTRUCTION CD's AVAILABLE

[Knot Tying: Fishing Knots](#)

[Knot Tying: Splicing Three-Strand Line](#)

[Knot Tying: The Basic Knots](#)

[Knot Tying: Advanced Knotting](#)

[Fishing Reports](#) | [Weather Forecasts](#) | [Fishing News](#) | [Tides & Reefs](#) | [Charts & Maps](#) | [Photos & Tales](#) | [Equipment](#) | [Feature Articles](#) | [Fish Identification](#) |
[Knots, Rigs & Tips](#) | [FL Rules & Regs](#) | [Charters & Party Boats](#) | [Product Evaluations](#) | [Fishing Gifts & Shopping](#) | [Waterway Artworks](#) | [Boat, Bait & Tackle Directory](#) | [Boating](#)
[Safety & Navigation](#) | [Fishing Resorts & Lodges](#) | [Fishing Chat Room](#) | [Travel Deals](#) | [Tournaments](#) | [Associations & Links](#) | [Information](#) | [Site Map](#)
[Home](#) | [Contact Us](#) | [E-mail Us](#) | [Advertising Info.](#)


Copyright © 1999-2004 Fish4Fun.com Florida Fishing and Boating. All rights reserved.
Fish4Fun PO Box 351036 Jacksonville Florida USA (904-742-4386)

Fishing Knots



[[Home](#)] [[Up](#)] [[Tackle Tips](#)] [[Improved Clinch Knot](#)] [[Joining 2 Lines](#)] [[Leader to Line](#)]
[[Shock Leader to Line](#)] [[Lines to Tackle](#)] [[Swivel Knot](#)] [[Trilene Knot](#)] [[Snell Knot](#)] [[Jansik Knot](#)]
[[Palomar Knot](#)] [[Blood Knot](#)] [[Index of Knots](#)]

See the Fish4Fun Main Knot Index For
[MORE Fishing Knots.](#)



Complete Book of Baits, Rigs & Tackle.

By Vic Dunaway, Published By Florida Sportsman

Features: Over 100 Best Knots and Rigs, illustrated step-by-step.

This one book provides all the important angling know-how you'll ever need to fish fresh water or salt water, big game or bass, spinning or baitcasting, flyrod or canepole, boat or shore.

The latest in rods, reels, lines and terminal tackle.

The hottest in rigged baits, live baits and lures.
The strongest and easiest knots, leaders and special rigs.

New Edition. A Best Seller. 256 Color Pages

[Buy your copy here for only \\$16.95.](#)

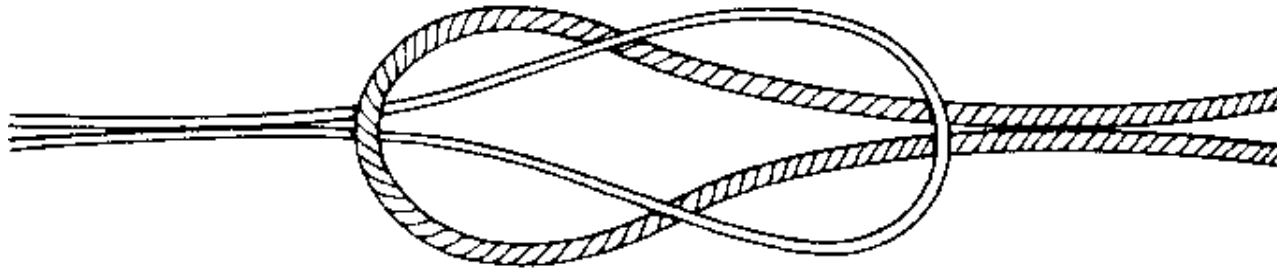
The Uni-Knot System

One basic fishing knot which can be varied to meet virtually every knot tying need in either fresh or salt water fishing. That was the objective of Vic Dunaway, author of numerous books on fishing and editor of "Florida Sportsman" magazine. The Uni-Knot system resulted. Knot illustrations and directions thanks to Ande Monofilament.

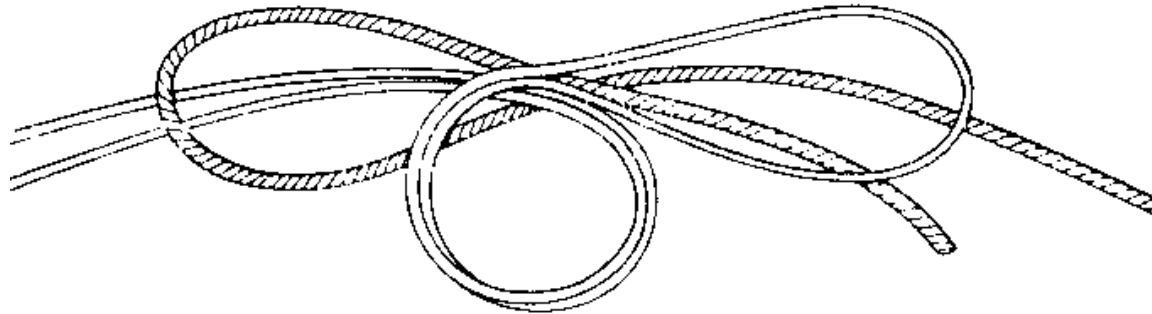
[SHOCK LEADER TO LINE](#)

[DOUBLE LINE SHOCK LEADER](#)

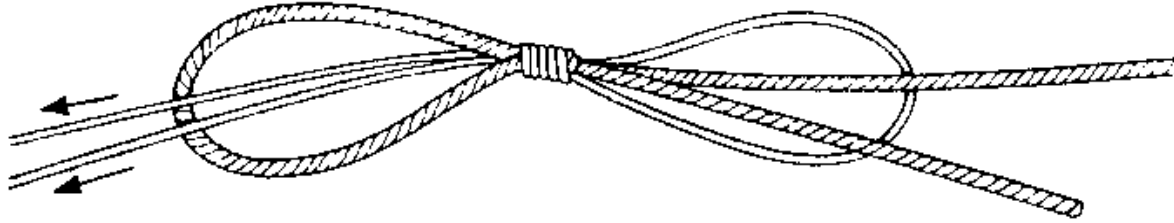
Uni-Knot --- Joining Shock Leader to Line



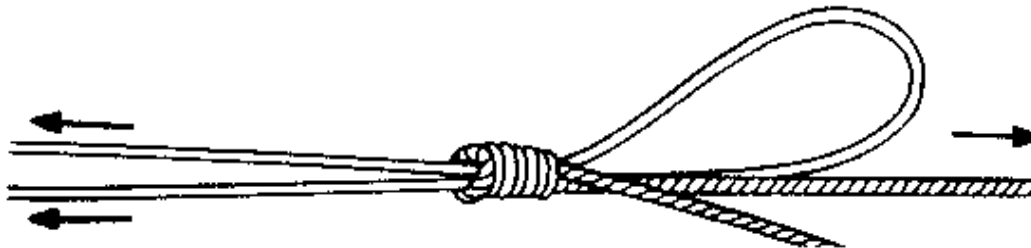
1. When the leader is 5 times or more the pound/test of the line, double ends of both the leader and line back about 6". Slip the loop of the line through loop of leader far enough to permit tying a Uni-Knot around both strands of leader.



2. With doubled line, tie Uni-Knot around the two strands of leader. Use only four turns.

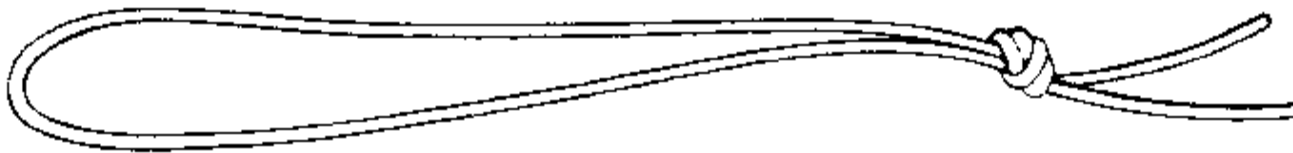


3. Put finger through loop of line and grasp both tag end and standing line to pull knot snug around loop of leader.




4. With one hand, pull the standing leader (not both strands). With other hand pull both strands of line (see arrows). Pull slowly until the knot slides to end of leader loop and all slippage is gone.


Uni-Knot --- Double Line Shock Leader



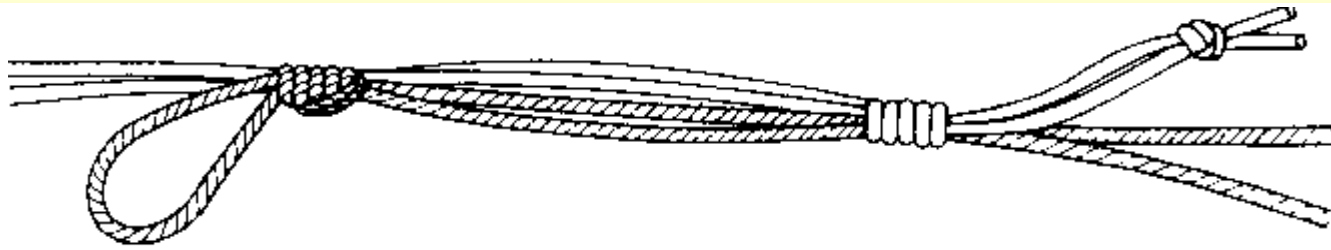
1. As a replacement for the Bimini Twist or Spider Hitch, first clip off an amount of line needed for length of loop desired. Tie the two ends together with an Overhand Knot.



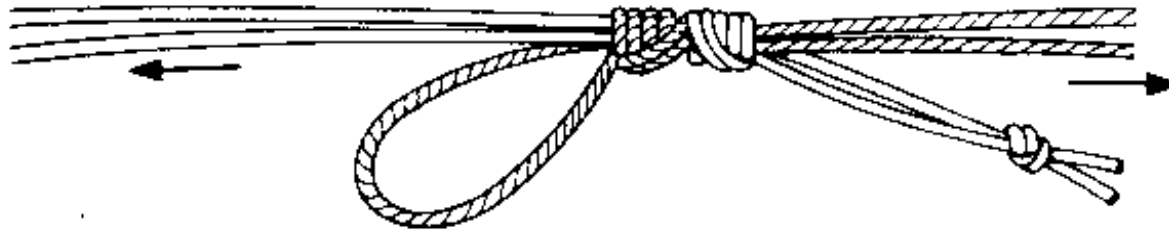
2. Double end of the standing line and overlap 6" with knotted end of loop piece. Tie Uni-Knot with tied loop around doubled standing line, making 4 turns.



3. Now tie Uni-Knot with doubled standing line around loop piece. Again, make 4 turns.



4. Hold both strands of doubled line in one hand, both strands of loop in other hand. Pull knots together until they barely touch.



5. Tighten by pulling both strands of loop piece, but only the main strand of standing line. Trim off both loop tag ends, which eliminates the Overhand knot.

Knot Tying: Fishing Knots

Learn or review the most common fishing knots with this interactive video reference. High quality video shows every step clearly.

- Starts automatically
- No installation
- Video instruction by an expert
- Extremely easy to use
- Learn each knot easily, guaranteed



Knot Tying: Fishing Knots

You can learn how to tie the most important and common knots used in fishing, using this interactive CD video instruction. You can learn quickly and easily in front of your PC with this easy to use CD-ROM.

Step-by-Step video instruction allows you to pause and replay as needed. The CD runs automatically, without installation. Within one minute, you'll be learning!

This CD title makes a great gift for anyone, especially outdoors enthusiasts!

[Buy yours here for only \\$24.95 plus S/H.](#)

- Albright Knot
- Arbor Knot
- Blood Knot
- Double Fisherman's Knot
- Double Loop Clinch
- Dropper Loop
- Improved Clinch
- Palomar Knot
- Perfection Loop
- Rapala Loop
- Surgeon's Loop
- Uni Knot
- Water Knot
- And... Knot tying terms

[Read more about this CD and computer requirements.](#)

4 GREAT KNOT TYING INSTRUCTION CD's AVAILABLE

[Knot Tying: Fishing Knots](#)

[Knot Tying: Splicing Three-Strand Line](#)

[Knot Tying: The Basic Knots](#)

[Knot Tying: Advanced Knotting](#)

[Fishing Reports](#) | [Weather Forecasts](#) | [Fishing News](#) | [Tides & Reefs](#) | [Charts & Maps](#) | [Photos & Tales](#) | [Equipment](#) | [Feature Articles](#) | [Fish Identification](#) | [Knots, Rigs & Tips](#) | [FL Rules & Regs](#) | [Charters & Party Boats](#) | [Product Evaluations](#) | [Fishing Gifts & Shopping](#) | [Waterway Artworks](#) | [Boat, Bait & Tackle Directory](#) | [Boating Safety & Navigation](#) | [Fishing Resorts & Lodges](#) | [Fishing Chat Room](#) | [Travel Deals](#) | [Tournaments](#) | [Associations & Links](#) | [Information](#) | [Site Map](#)
[Home](#) | [Contact Us](#) | [E-mail Us](#) | [Advertising Info.](#)

Copyright © 1999-2004 Fish4Fun.com Florida Fishing and Boating. All rights reserved.
Fish4Fun PO Box 351036 Jacksonville Florida USA (904-742-4386)



Fishing Tackle Tips

[[Home](#)] [[Up](#)] [[Tackle Tips](#)] [[Improved Clinch Knot](#)] [[Joining 2 Lines](#)]
[[Leader to Line](#)] [[Shock Leader to Line](#)] [[Lines to Tackle](#)] [[Swivel Knot](#)]
[[Trilene Knot](#)] [[Snell Knot](#)] [[Jansik Knot](#)] [[Palomar Knot](#)] [[Blood Knot](#)]
[[Index of Knots](#)]

Maintenance of your fishing reel, rod and line can help extend the life of your fishing equipment and make for a smooth day fishing to haul in that "reel" big fish.

[Setting The Drag On Your Rod](#)

[Protecting Your Line](#)

[Be Sure Your Reel Is Working Smoothly](#)

[Putting Line On The Reel](#)

[Tying The Bowline](#)

[Care Of Rod Guides](#)

[Fishing Line](#)

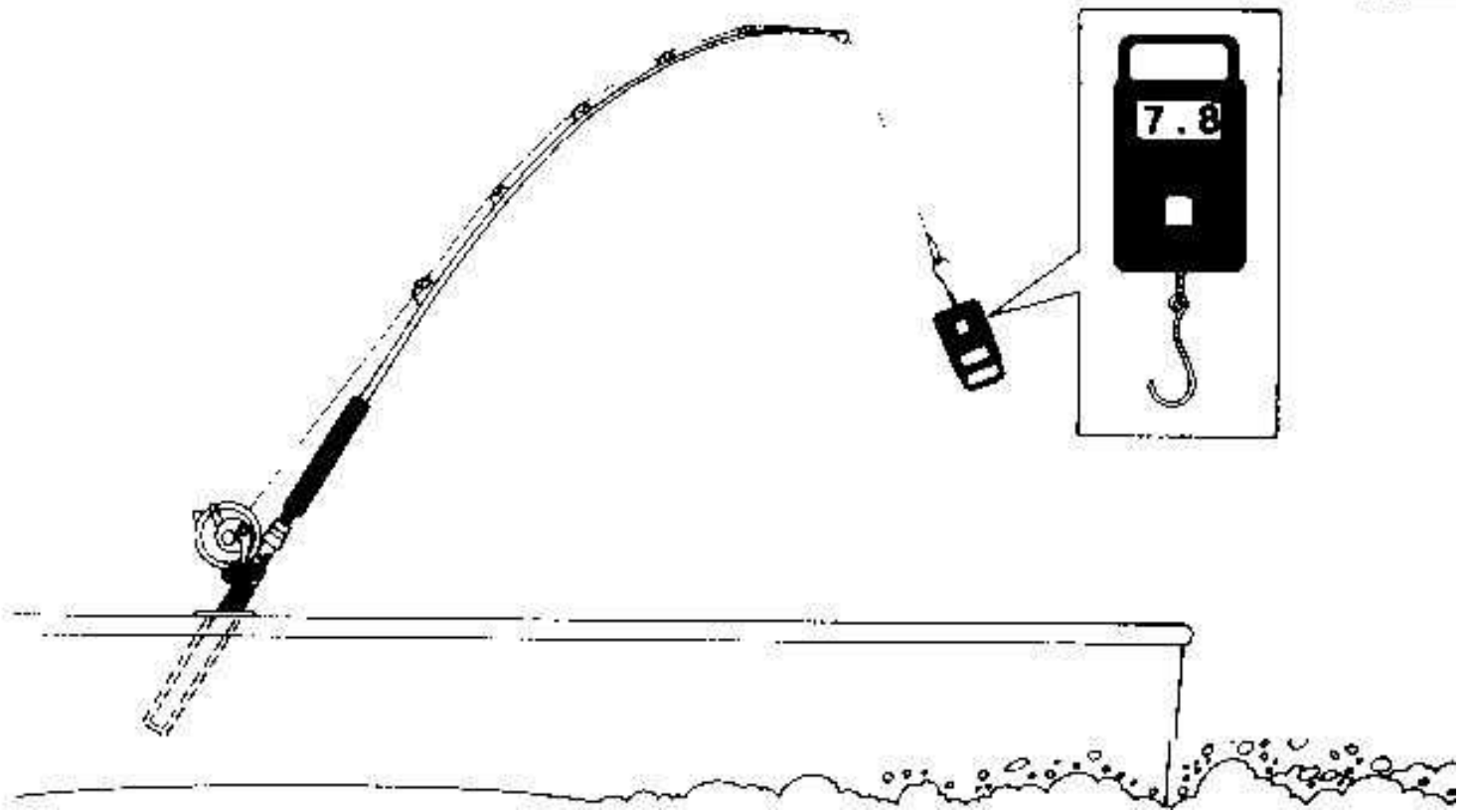
[Other Tackle Tips](#)



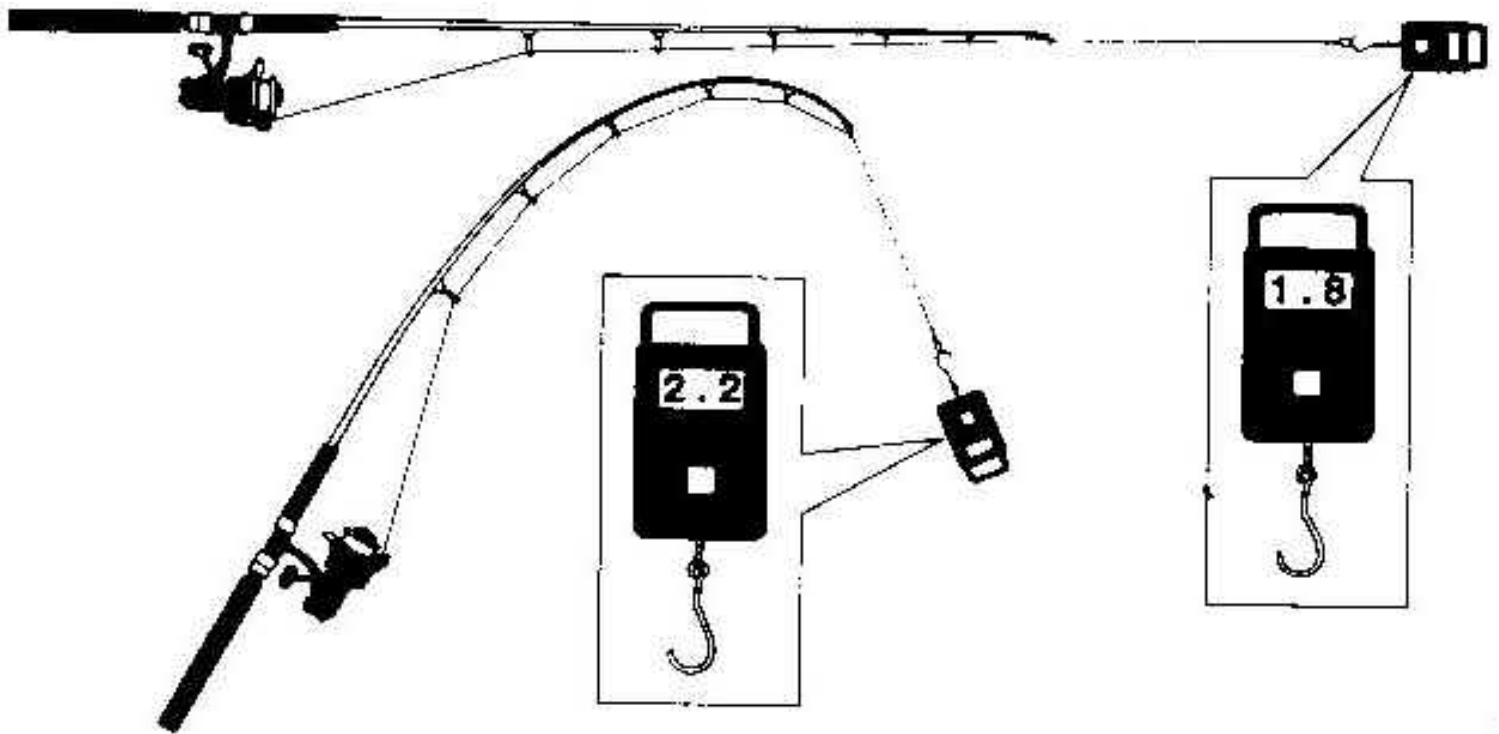
Tips compliments of
Ande Monofilament

Fish4Fun Index of [Fishing Knots](#).

Setting The Drag On Your Fishing Rod and Reel



Set the strike drag with the rod securely in a holder. The scale should read between 25 and 33 percent of the unknotted line strength when the drag starts to slip. 30-lb test line (shown above) should have a strike drag setting of between 7.5 and 10 pounds.

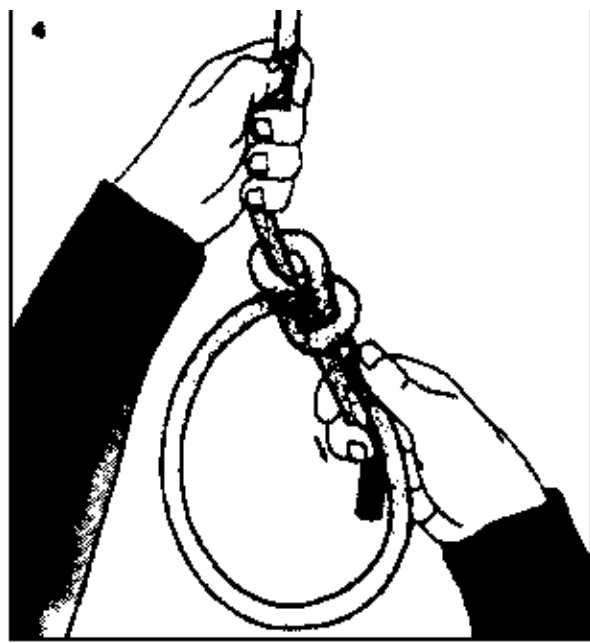
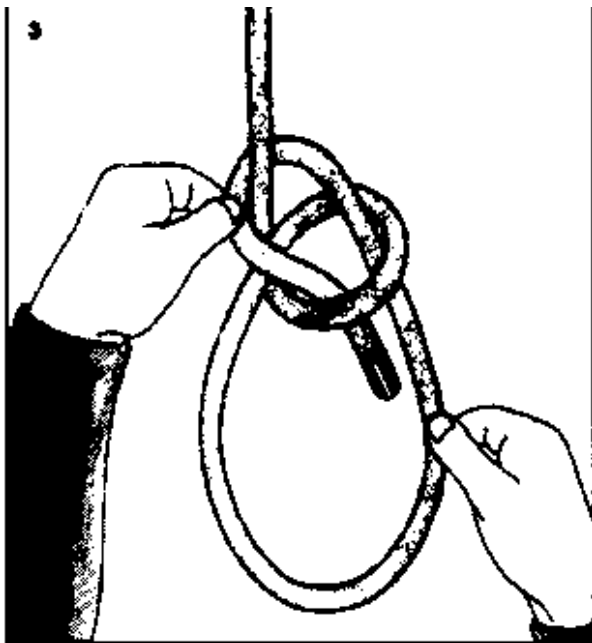
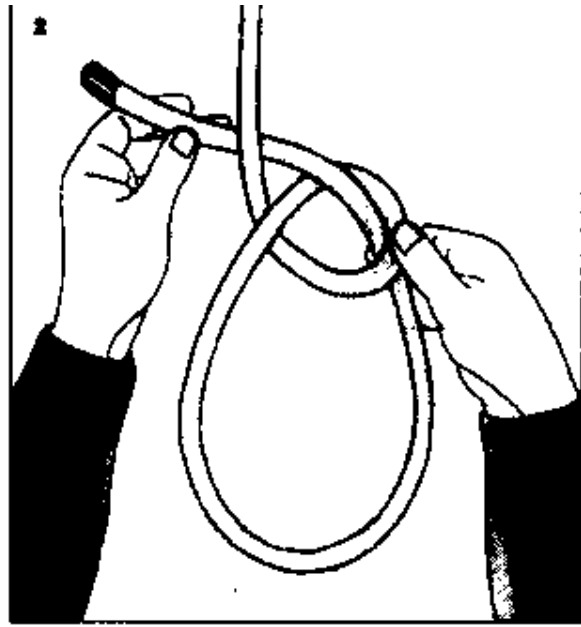
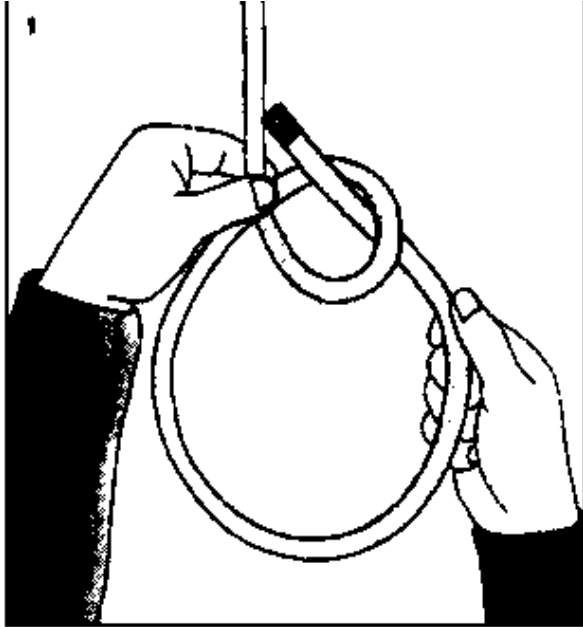


If you set the drag on a light-tackle outfit (12-pound test is illustrated above) with the rod tip pointed at the scale (top image), the reading should be about 15 percent of the unknotted line strength. When the rod is in the fighting position (bottom) friction will increase the drag.

Tying The Bowline For Your Boat

---- Memorize this sentence and tying your bowline is easy.....


"The Fox thru the hole, around the tree, and back thru the hole."
The best knot for the boatman to know.



Be Sure Your Fishing Reel Is Working Smoothly

The drag system is extremely important in fighting fish of any size. It is a complicated mechanism that should be serviced at least once a year. When a reel is not being used, the drag should be backed off. When fishing, the drag setting (at the strike position) should be 25% of the line's breaking strength. For example, an outfit spooled with 20 pound test line would have a strike drag set at five pounds. Obviously, this setting can be increased once the fish is hooked, but should never exceed 50% of the line's breaking strength. Many fish are lost and lines "popped", due to too much drag. Furthermore, line often gets caught inside the spool on conventional reels. To compensate for this, occasionally check the unit's screws for tightness. However, should the problem occur, strip off the frayed line and retie.

After saltwater use, rinse rod, reel and lures with a mild mist of freshwater. Do not use a high pressure spray on reels. It will only force the salt into crevices. After the reels have dried, spray them with a light lubricant, such as CRC-6-56, making certain to avoid the line. Remember a drag should always be smooth, not jerky. As a fish takes line, the rod should not bounce up and down but stay steady and solid.



Complete Book of Baits, Rigs & Tackle. New Edition

This one book provides all the important angling know-how you'll ever need to fish fresh water or salt water, big game or bass, spinning or baitcasting, flyrod or canepole, boat or shore.....

A Best Seller.
256 Color Pages with illustrations

By Vic Dunaway
Published By Florida Sportsman

Buy Your Copy Here for Only \$16.95

Protecting Your Fishing Line

Considering the expectations of monofilament fishing line, and the abuse it's subject to, it is amazing what this "thin" material will do. But, to get the most out of any monofilament, we must protect it from certain negative elements. Listed below are a few "mono checks" that, when followed properly, will put more fish on the table. We will start with the reel and work towards the hook.

Putting Monofilament Line On Your Fishing Reel

Most tackle stores are happy to spool up your reel, particularly those who have a line winding machine. If you have the time, and they have the quality line you want, let them do it.

When you're spooling up a bait casting reel, or any conventional reel, put a rod, or even a pencil, through the center of the line spool. Tie the line to the reel with a (Uni-knot or Arbor knot) clipping off the tag end. Snug the knot to the reel spool. One person should reel while another holds both ends of the rod, applying pressure as the line is reeled onto the spool. Fill to about an 1/8 inch from the spool's outer rim. Keep the line away from anything that could cause abrasion.

Use the same procedure with a spinning reel, but reel line so that it comes off the end of the spool. After 15 or 20 turns, if a twist occurs, turn the spool over and continue to fill the reel.

Monofilament will twist. If it happens while fishing from a boat, play the line out with nothing on the end, trolling behind the boat for about five minutes. It is also important to always use a ball-bearing swivel, which will reduce or eliminate line twist. Certain lures or bait tied directly to the line will invite twist. To compensate for this, try lighter line. Just for your own education and enjoyment, go down in line test. You will be surprised that you can catch big fish on line much lighter than you are presently using. It may take more patience and even a little more skill, but you will enjoy it. If fish stop biting, go to a lighter test. The thinner line may get them eating again. The thinner the line, the less likely a fish sees it.

Care Of Fishing Rod Guides

The guides on your rods must be checked and kept free of any abrasive areas. Pull a strip of pantyhose through the rod guides to check for snags, or a cotton tipped swab. Saltwater will wreak havoc with roller guides. Inspect them before and after each trip. When trolling, make sure the line is not wrapped around a guide.

Care Of Fishing Line

Always check the line for nicks or fruzzles or areas of abrasion that will cause a weakness. After every fishing trip, or after playing out a nice fish, cut off approximately ten feet of line and retie, if you have reason to believe it may have been frayed. This is very important.

When fighting a decent fish, in fresh or saltwater, three things can happen: (1) the fish goes deep, pulling the line across rocks, logs or other hard objects, (2) the fish is big and the line will rub across its body or tail, and (3) other things, such as the boat, a jetty, surface objects or dock, or even other fish in the area, may bump into your line. All three factors will cause abrasion, eventually prompting the line to break. The easiest solution is to cut off the weak line and retie.

Quality monofilament that has not come in contact with the above items does not need to be totally replaced. (We have had saltwater charter boat captains catch over 20 Blue Marlin without respooling new Ande monofilament.) So, if you check your reel's drag system, your rod guides and cut away line that may be damaged, we guarantee you will catch more fish. Take the time...it is worth it.

Other Fishing Tackle Tips

Tip: Monofilament can be damaged by excess exposure to direct sunlight. Keep your equipment in a dry, shaded area. Fishing on a hot summer day is fine. Keeping your rods in a hot car trunk, or exposed to direct sunlight in the back seat, is not recommended.

Tip: Always use a well balanced outfit. This means the rod, reel, line and lure should be made for each other. Do not load a light outfit with a heavy line. Conversely, do not throw a huge lure with a light outfit.

Tip: More rods are broken in car doors, house doors or through poor storage. Do not let rod tips bang all over your boat.

Tip: Always rinse rods with freshwater. Periodically remove reels and lubricate reel seats with CRC-6-56.

Tip: Remember, proper maintenance, balance, storage and handling are imperative in taking care of the equipment that takes care of you.

Tip: Store all bulk line in a cool, dark place. Direct sunlight will damage monofilament over a period of time.

[Fishing Reports](#) | [Weather Forecasts](#) | [Fishing News](#) | [Tides & Reefs](#) | [Charts & Maps](#) | [Photos & Tales](#) | [Equipment](#) | [Feature Articles](#) | [Fish Identification](#) |
[Knots, Rigs & Tips](#) | [FL Rules & Regs](#) | [Charters & Party Boats](#) | [Product Evaluations](#) | [Fishing Gifts & Shopping](#) | [Waterway Artworks](#) | [Boat, Bait & Tackle Directory](#) | [Boating Safety & Navigation](#) | [Fishing Resorts & Lodges](#) | [Fishing Chat Room](#) | [Travel Deals](#) | [Tournaments](#) | [Associations & Links](#) | [Information](#) | [Site Map](#)
[Home](#) | [Contact Us](#) | [E-mail Us](#) | [Advertising Info.](#)

Copyright © 1999-2004 Fish4Fun.com Florida Fishing and Boating. All rights reserved.
Fish4Fun PO Box 351036 Jacksonville Florida USA (904-742-4386)